



*Elegant wood garage &  
walk-through doors*



**ARCHITECTURAL COMPATIBILITY.**  
**THE SAWMILL CREEK DIFFERENCE**





## The Luxury of Genuine Wood

At Sawmill Creek, we believe that homes are enhanced by the rich luxury of genuine wood products. That's why we offer not only beautiful wood garage doors in hundreds of designs, but also complementing walk-through doors that reflect the look of your garage doors. Choose from an impressive selection of window patterns, trim options, and classic styles that truly allow you to create a unique statement with your home.

It all begins with the natural beauty of clear grade Western Red Cedar, known for its rich grain and warm palette that ranges from light amber to deep honey brown. Elegantly textured, this high quality wood speaks of prestige and pride of ownership. In addition to its good looks, Western Red Cedar contains natural oils that help preserve the wood for years to come.

Our many design options also add to the appeal of Sawmill Creek doors. Both our garage and walk-through doors come in a wide assortment of styles, including curved or square tops, v-groove and beaded surfaces, with simple or elaborate window patterns that enhance your home's architectural design. Whether you want your doors to blend subtly into your home's façade, or stand out and make a bold statement, you have a broad selection of designs to choose from.

### Beauty, performance, and prestige in every door.

Sawmill Creek doors feature:

- Clear grade Western Red Cedar which adds to the richness and look of the home.
- Premium operating hardware for safer, trouble-free operation.
- High quality 1/8" hardboard back frame that provides a stable base for the wood surface material (unlike steel).
- Exclusive 2-year limited warranty, twice as long as most manufacturers.
- Construction with no exposed end grain, providing protection from rot by eliminating moisture build-up.
- Patented removable window design for easy glass replacement.
- 1" polystyrene insulation to help regulate garage temperature.
- A wide assortment of styles from curved and square tops to v-grooved and beaded surfaces and more.
- Additional options:
  - Patented simulated center post for double door
  - Prefinishing
  - Decorative hardware
  - Windload certification

## Distinctive Designs for Distinctive Homes

### Swing Look



The classic split design of the Swing Look is reminiscent of swing-out doors from turn-of-the-century carriage houses, country homes, and cottages. Horizontal cross bucks, windows, and decorative hardware can add variety to the design.

### Tri-Fold Look



Three-segment Tri-Fold Look doors may look as though they accordion to the side, but horizontal section breaks allow the doors to open upward. Optional half bucks and square or curved tops can add character to the design.

### Sliding Look



Sawmill Creek Sliding Look doors remind you of one-piece swing-up doors of the past. Windows are added to break up the strong vertical orientation of the design, creating the perfect complement to modern, traditional or rustic architecture.

### Quad Look




With their four-segment façade, Quad Look doors imitate the classic beauty and strength of bi-fold carriage doors. The choice of curved or square top looks provide greater variety in design, often balancing a home's architectural style.



## Most Popular Designs

### Swing Look Doors



BCVN-231SC BCVX-231SC BCVN-232SC BCVX-232SC BCVN-000SC BSVX-000SC BSVH-000SC BSVN-000SC



BSVN-242SC BSVH-242SC BSVN-241SC BSVH-241SC

### Sliding Look Doors



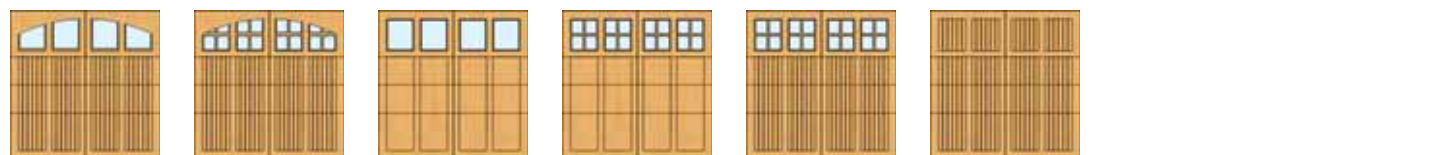
SSFN-211SC SSVN-211SC SSFN-221SC SSVN-221SC SSFN-222SC SSVN-222SC SSFN-000SC SSVN-000SC

### Tri-Fold Look Doors



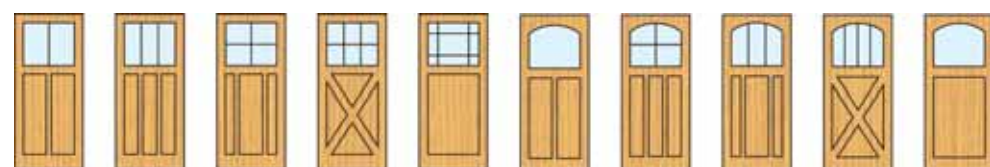
TSFN-322SC TSVN-322SC TSFN-331SC TSVN-331SC TSFN-332SC TSVN-332SC TSVN-000SC TSFN-000SC

### Quad Look Doors



QCVN-411SC QCVN-422SC QSFN-000SC QSFN-422SC QSVN-422SC QSVN-000SC

### Walk-Through Pre-Hung Doors



If you don't see a design you like, go to [www.sawmillcreekdoors.com](http://www.sawmillcreekdoors.com) to Build-Your-Own design.

## Create A Lasting First Impression



Your home. Not only is it typically the largest single investment you'll ever make, it also says a lot about who you are – your style, your taste, your attention to detail. In many homes today, the garage door is no longer viewed merely as a functional necessity. On the contrary, garage doors are fast becoming prominent design elements of the home's exterior façade, making a strong personal statement while adding significantly to the home's curb appeal.

With Sawmill Creek doors, curb appeal begins with attention to every detail. While our doors appear to swing, fold, or slide open, in reality they glide overhead at the touch of a button. So you have the best of both worlds — classic good looks of handcrafted wood construction and the convenience of today's technology.



## Product Details

### Garage Door Specifications

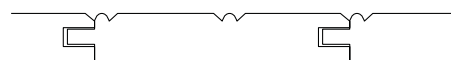
- Clear grade Western Red Cedar face material available in 4" v-groove, bead-board or optional 6" v-groove. A flat paintable surface is also available.
- Layered Western Red Cedar perimeter trim boards 5/8" thick; 5 1/4" bottom rail; and 5 3/8" outer perimeter trim boards.
- Back internal frame is 1" pine with 1/8" hardboard front and back.
- 1" polystyrene insulation placed between front and back panel.
- Standard 1/8" clear double strength glass or optional 1/2" thick insulated glass available.
- Bottom astragal is EPDM rubber mounted in an extruded aluminum retainer.
- Clear grade Western Red Cedar door stops are provided with a choice of white, gray, tan or brown vinyl colors.
- Standard door sizes are: 6', 8', 9', 10', 16' or 18' wide by 6'6", 7', 7'6", 8', 8'6", 9' high.

### Millwork Options

**V-Groove (Cedar)** boards cut at a 45° angle fit together to form a v-groove. Grooves are available in 4" and 6".

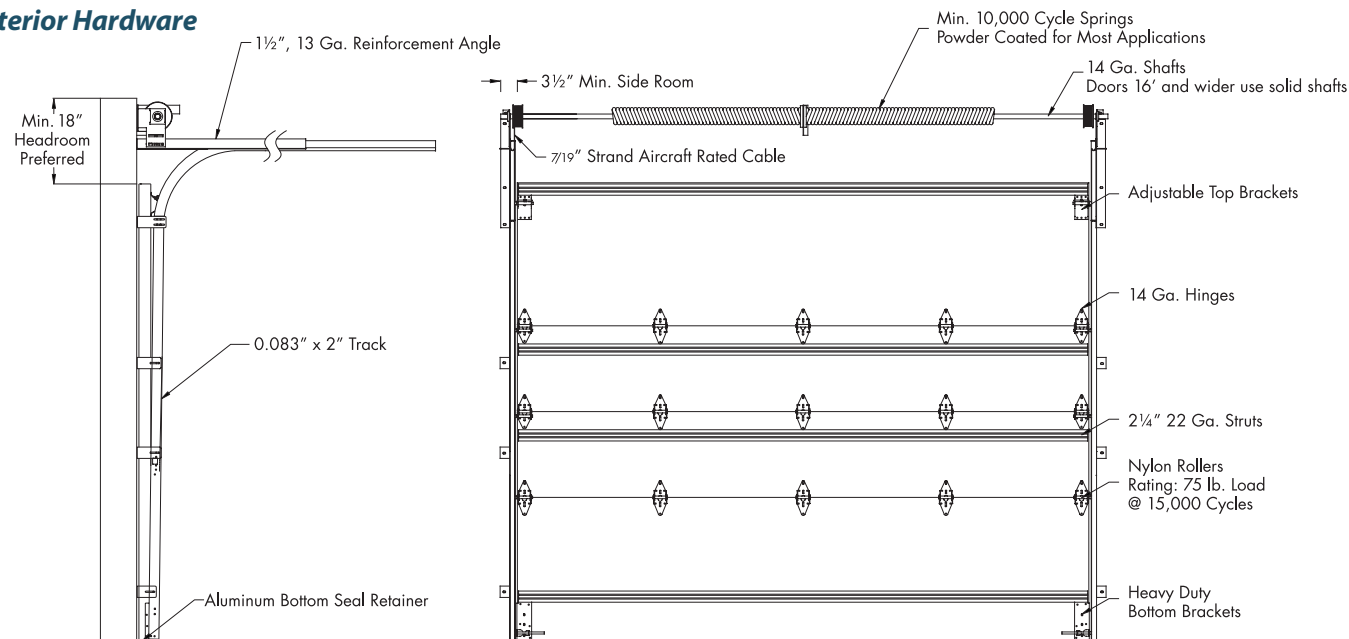


**Bead-Board (Cedar)** 1/8" rounded profile, spaced approximately 1" apart, run vertically on tongue-and-groove lumber.

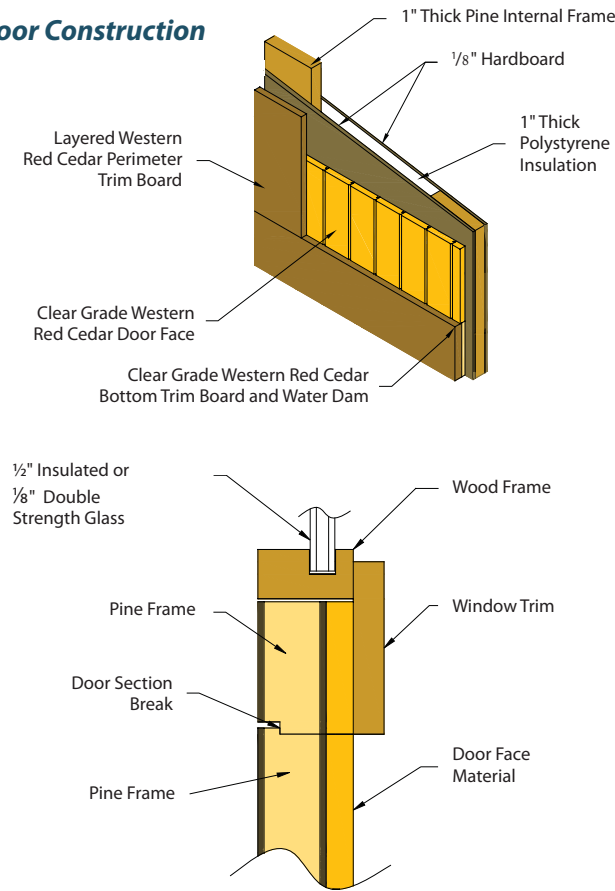


**Flush (MDO - not shown)** provides a flat exterior surface for paint.

### Interior Hardware



### Door Construction



### Decorative Hardware

Add character to the exterior of your garage doors with Sawmill Creek's authentic looking decorative hardware. Our hardware is cast from durable, lightweight aluminum and coated with black zinc chromate to create the look of wrought iron while retaining superior weather resistance.



### Available Sizes:

Hinge Strap.....	16", 24"	Standard Strap Pull .....	12 3/4"
Blind Hinge .....	16", 24"	Clavos.....	3/4", 1 1/4", 1 3/4"
Slide Bar Latch .....	23 1/2"		

## Finishing Touches

### Finishes

#### Stain

To preserve the natural beauty of our Western Red Cedar garage doors, Sawmill Creek offers factory finishing with a variety of Sikkens® brand stains. We will professionally apply 1, 2, or 3 coats depending on your needs. Our standard color options are shown below.




#### Paint

We will also factory apply 1, 2 or 3 coats of Sherwin Williams® paint. Offered are an Alkyd Primer (#Y24W980) and a Latex 2- or 3-coat (#A89W507). Standard color options are:

- Primer
  - ◊ White
- Second and third coats:
  - ◊ Anderson® White & Sandtone
  - ◊ Weathershield® Mist Gray, Painters White & Desert Tan
  - ◊ Pella® Tan, Putty, White, Morning Sky Gray & Poplar White
  - ◊ Marvin® Pebble Gray, Arctic White, Coconut Cream, Sierra White, French Vanilla, Cumulus Gray, Cadet Gray, and Stone White

### Windows

#### Window Design Options



#### Glass Options

Our standard glass is 1/8" clear double strength. We also offer 1/2" thick insulated glass.

- The 1/8" clear double strength glass is a single pane of glass.
- Optional insulated glass is two panes of 1/8" clear double strength glass that uses a 1/4" aluminum spacer between the two lites. Adhesive is used to hold the pieces together.

#### Windload Applications

Sawmill Creek garage doors meet many windload standards. Check your local building codes for design pressure requirements.

*The Ultimate Finishing Touch...*  
COMPLEMENTING WALK-THROUGH DOORS.



Sawmill Creek complementing walk-through doors match your garage doors' decorative trim boards, window patterns, and surface millwork adding functional architectural integrity to the exterior of your home. Featuring superior craftsmanship in a robust 2 1/4" thick

design, Sawmill Creek walk-through doors are pre-hung for easy installation or retrofit. Standard sizes include widths of 32," 36," and 42," and heights of 80," 84," and 96".



Distributed By:

702 Troy Street • River Falls, WI 54022  
[www.sawmillcreekdoors.com](http://www.sawmillcreekdoors.com)

© Copyright 2007 Sawmill Creek